


Graduate Studies Change of Major Student Instructions

1. Go to <https://www.uwa.edu/>
2. Choose “Current Students, Faculty, and Staff”
3. Under “Technology” choose eForms.
4. Login with your UWA E-mail Address and Password
5.  If you are submitting a change of major to one of the following programs:

you must [click here](#) to submit a new application:



Flow



Inbox



Activity



Forms

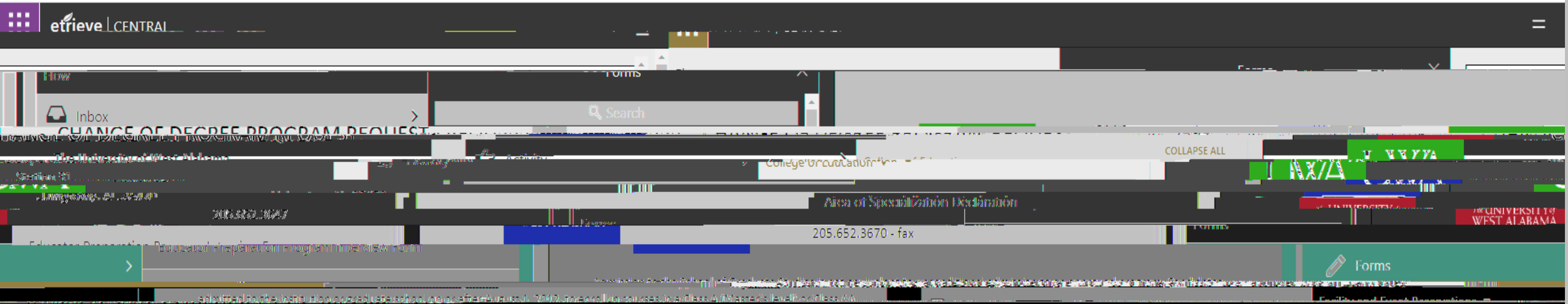


Forms

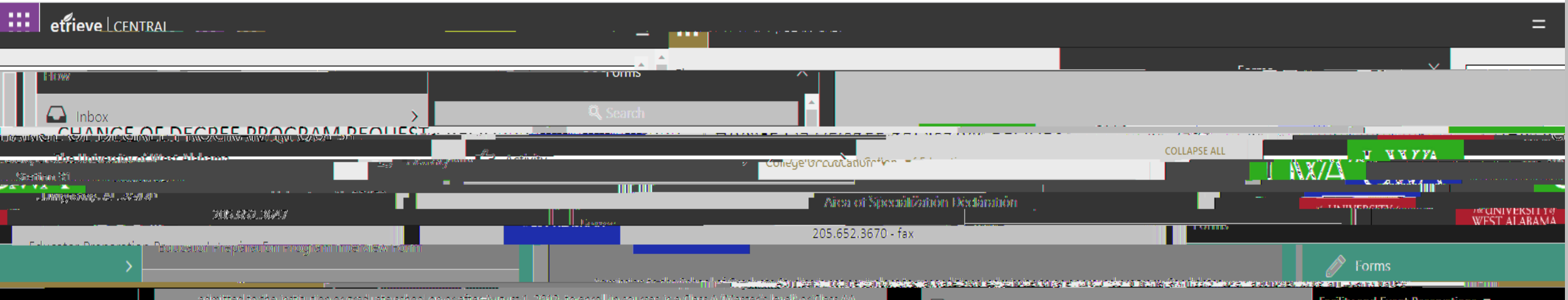




Choose Graduate
Studies Change of
Degree

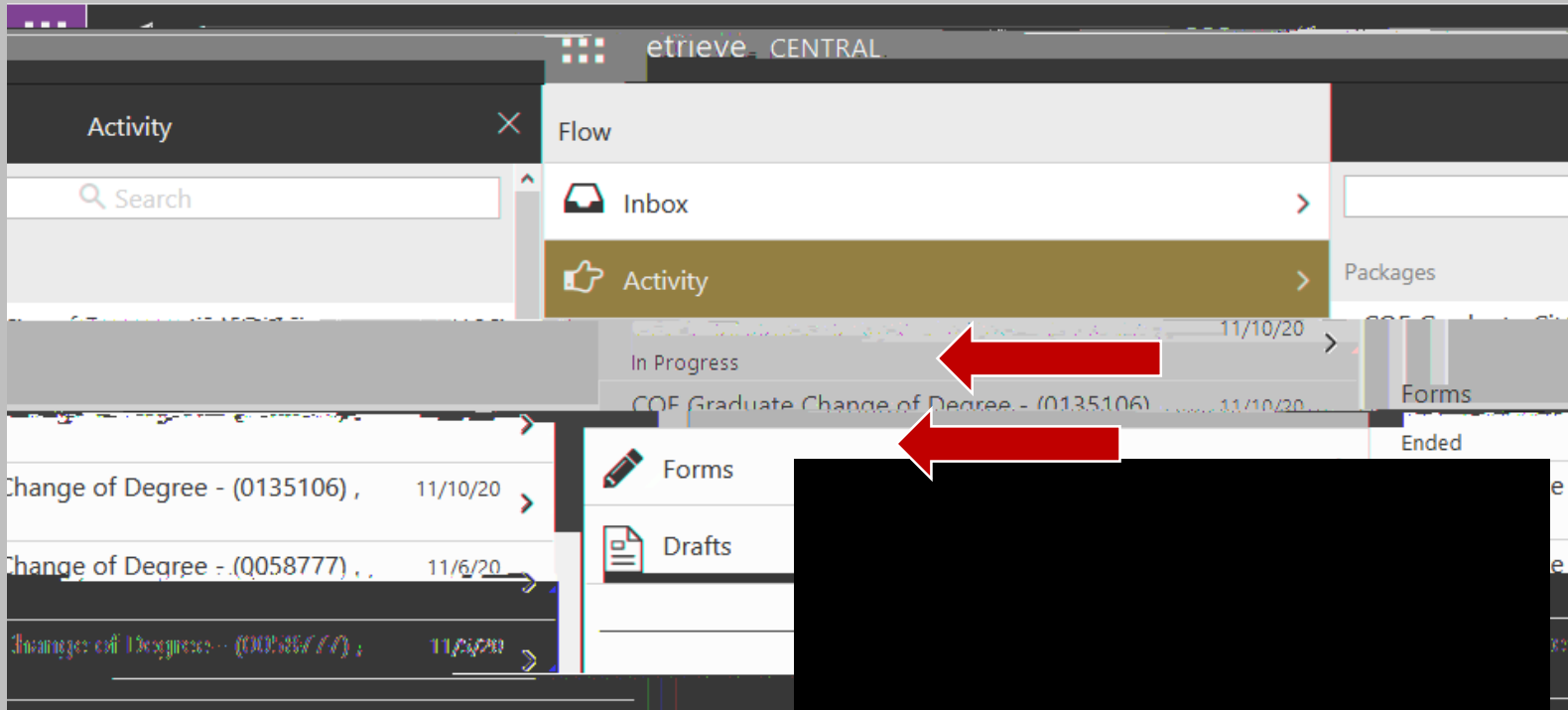


The form will populate the date, your student ID, name, address, and current program.



You will indicate the degree program you would like to change to. Please indicate degree (M.Ed./MAT/EDS/EdD) and the subject area (ELt

Once you select Submit on the form, it is routed to the Graduate Office for processing. Once the change is approved or denied, you will receive an e-mail from the Graduate Office. The next slide will show you how to check the status of your request. Submission of this



If the request shows as "In Progress," it is still being reviewed. If it shows as "Ended," you should have received an e-mail. If a request shows as ended and you do not receive an e-mail within 24 hours, please contact Mrs. Charlotte Reed (creed@uwa.edu).